

# THANK YOU

☆☆ for your purchase! ♡♡

DID YOU KNOW THAT WHEN YOU LEAVE FEEDBACK ON TPT YOU EARN CREDITS TOWARDS FUTURE PURCHASES? ★★★★★ Extremely satisfied  
I TRULY APPRECIATE YOUR FEEDBACK TO HELP MY LITTLE STORE GROW.

QUESTIONS/CONCERNS PLEASE CONTACT ME:

HEARTANDMINDTEACHING@GMAIL.COM



Hello!   
I'm Ashley!



A School Counselor,  
curriculum developer, blogger,  
and mama to two young  
boys. I have a passion for  
creating fun and engaging  
resources for Counseling  
and Social Emotional  
Learning.



LET'S CONNECT:





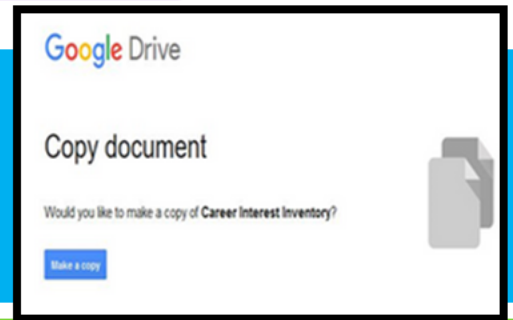
# Google Slides

YOUR RESOURCE COMES WITH A DIGITAL VERSION FOR USE IN GOOGLE SLIDES VIA GOOGLE CLASSROOM. FOLLOW THESE STEPS TO UPLOAD YOUR RESOURCE.

Click here to get your copy: [Community Worker](#)

1

You will be prompted to make a copy of the resource. Click on the blue box that says "Make a copy" and the resource will go directly into your Google drive.



2

Go to your Google Drive and locate the copy of the file. You can rename the file at this point or add/delete slides.

3

Next, go to your Google Classroom and add an assignment. Select the Google Drive Symbol and select the resource you want to assign.

4

From here, you should see a grey box that says "Students can view file." Click the grey box. A dropdown menu should appear. Select, "Make a copy for each student."

5

From here, you should see a grey box that says "Students can view file." Click the grey box. A dropdown menu should appear. Select, "Make a copy for each student."

**YOU HAVE TO MAKE A COPY FOR EACH STUDENT!** Otherwise, they will all be editing the same file.

Click "Assign" in the top right corner if you're ready to post! This product is meant to be used in "edit" mode (not "presentation" mode). Edit mode is the only mode that allows drag & drop and writing in text boxes.

Helpful links for using Google Classroom:

[Teacher Tips for using Google Classroom \(TPT blog\)](#)

[Getting Started with Google Classroom \(youtube video\)](#)





# DAY IN THE LIFE OF A COMMUNITY WORKER



## Session Objective:

\*Students will identify what community workers do, wear, where they work, and tools they use.

## Materials:

\*Community worker handouts and ppt.  
\*Cut out the cut/paste items beforehand to save time.

## Guiding Questions:

\*Why is it important to know what community workers do?  
\*What are some community roles you might be interested in doing?  
\*What are some common characteristics needed for community workers?

## ASCA Standards Alignment:

\*Mindset: Belief in development of whole self, including a healthy balance of mental, social/emotional and physical well-being. (M 1)  
\*Behavior: Learning Strategies: Critical thinking skills to make informed decisions (B-LS 1)  
\*Behavior: Social Skills: Ethical decision-making and social responsibility. (B-SS 5)

## SEL Competencies:

\*Self-management: Goal setting.  
\*Responsible Decision-Making: Analyzing situations, solving problems, evaluating, reflecting, ethical responsibility.

## Session Details (about 30 minutes)

\*Show the PowerPoint. Each community helper has three slides featured of them, the first slide describes where they work, characteristics they need, what they wear, and tools they use. The second slide "Day in the life of a..." shows daily tasks the worker often performs as part of their job. The third slide asks the students to be that job for the day, on this slide it will ask for them to help solve a problem that the career person encounters. This can be done as a whole group, there is usually more than one correct answer on the clipboard answer options. Ask the students to explain why they chose their answers.

\*Follow along with the accompanying handouts or have them complete it after the PowerPoint to have them test their knowledge on what was just taught. There are two pages for each career on the handouts, the first has students write in the characteristics, where they work, and three tasks they perform. Then they use the cut/paste items to fill in the "Tools I use" and "What I wear area". The second page asks them the same problem-solving question featured in the PowerPoint. Additionally, there is a bulletin board activity that can also be used for upper-level learners to write the daily tasks of each career.


# VETERINARIAN



## Characteristics:



## Where I work:



## What I wear:

--	--	--

## Daily Tasks:



## Tools I use:

--	--	--	--	--


# VETERINARIAN FOR THE DAY



A woman is upset  
about her sick cat.  
What should the  
Vet do?

**What should the Vet do?**

- ☐ Treat the cat with medicine.
- ☐ Tell the woman to come back another time.
- ☐ Give the cat treats.
- ☐ Examine the cat.






# TEACHER



## Characteristics:



## Where I work:



## What I wear:

--	--	--

## Daily Tasks:



## Tools I use:

--	--	--	--	--

# TEACHER FOR THE DAY



A student is struggling to understand the lesson that was just taught.

**What should the Teacher do?**

- ☐ Work with them one-on-one.
- ☐ Assign extra homework.
- ☐ Take away recess.
- ☐ Reteach that lesson.
- ☐ Find the reason for the student not understanding.



# JUDGE



## Characteristics:



## Where I work:



## What I wear:

--	--	--

## Daily Tasks:

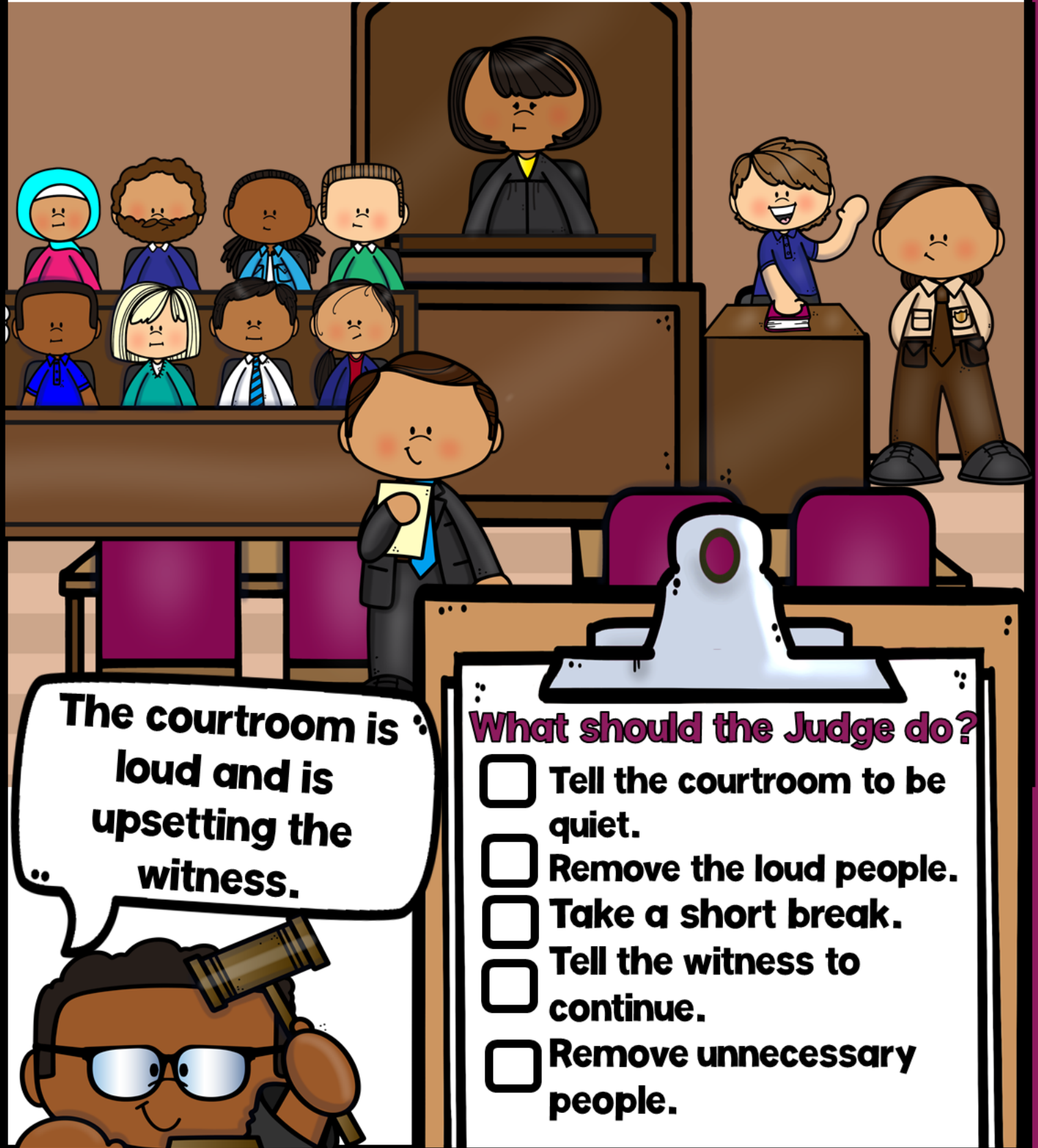


## Tools I use:

--	--	--	--	--



# JUDGE FOR THE DAY



The courtroom is loud and is upsetting the witness.

**What should the Judge do?**

- ☐ Tell the courtroom to be quiet.
- ☐ Remove the loud people.
- ☐ Take a short break.
- ☐ Tell the witness to continue.
- ☐ Remove unnecessary people.

# LAWYER



## Characteristics:



## Where I work:



## What I wear:

--	--	--


## Daily Tasks:




## Tools I use:

--	--	--	--	--

# LAWYER FOR THE DAY



**The opposing lawyer  
brings more evidence  
against your client to  
the judge.**



**What should the Lawyer do?**

- ☐ Ask for a break to review the new evidence.
- ☐ Ask the evidence not be allowed.
- ☐ Ask for a delay in the trial.
- ☐ Get angry at the other lawyer.



# Painter



## Characteristics:



## Where I work:



## What I wear:

--	--	--

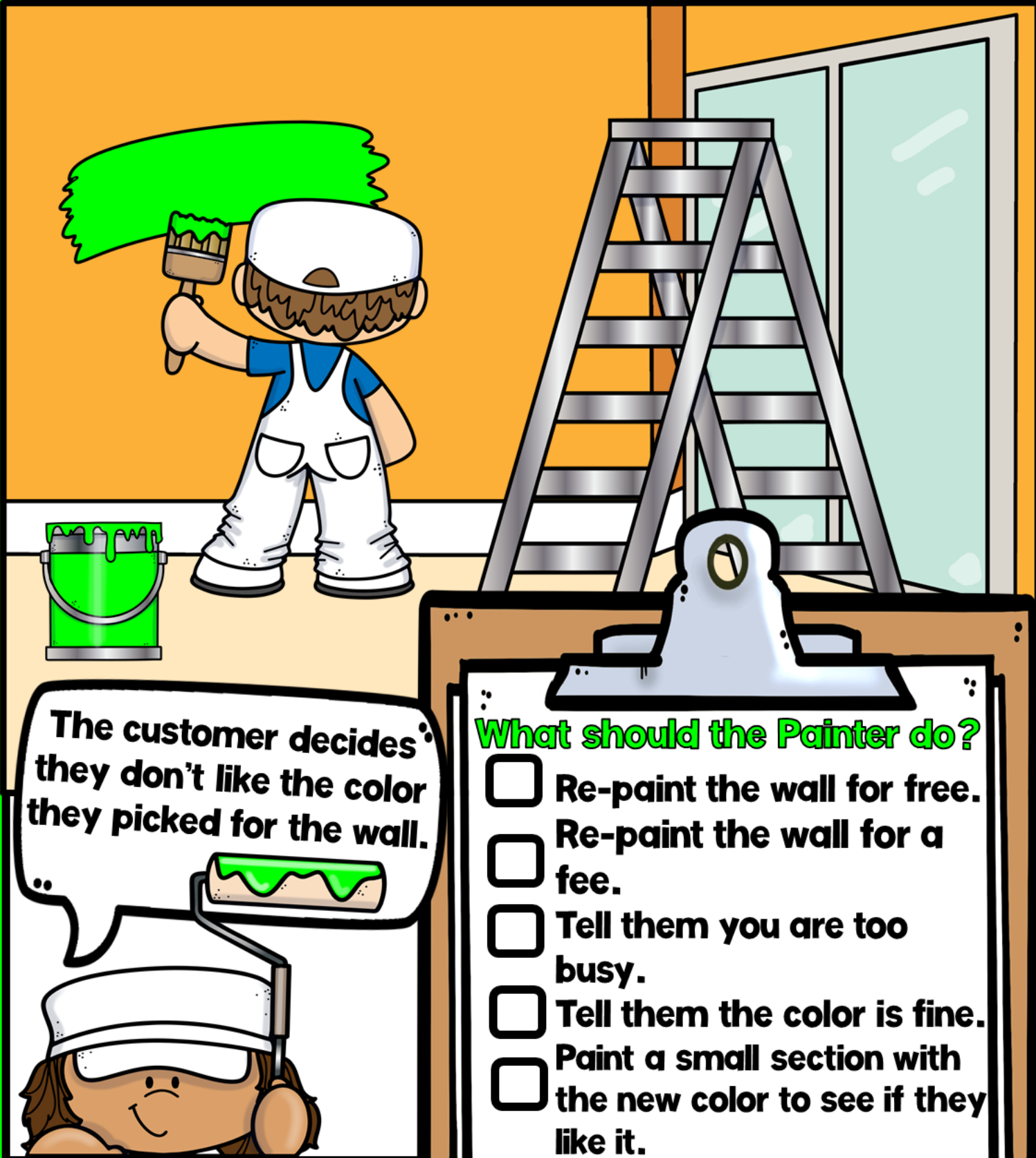
## Daily Tasks:



## Tools I use:

--	--	--	--	--

# PAINTER FOR THE DAY



## What should the Painter do?

- ☐ Re-paint the wall for free.
- ☐ Re-paint the wall for a fee.
- ☐ Tell them you are too busy.
- ☐ Tell them the color is fine.
- ☐ Paint a small section with the new color to see if they like it.

# PARK RANGER



## Characteristics:



## Where I work:



## What I wear:

--	--	--

## Daily Tasks:



## Tools I use:

--	--	--	--	--



# PARK RANGER FOR THE DAY



**A visitor is lost  
in the park.**

**What should the Ranger do?**


- ☐ Radio other park rangers to be on the lookout.
- ☐ Get a description and last known location of person.
- ☐ Wait to see if they turn up.
- ☐ Assemble a search party.



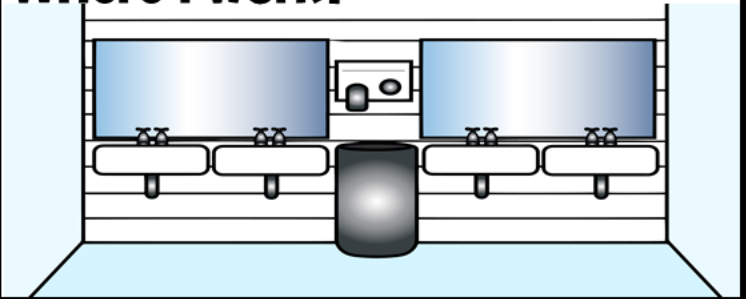
# PLUMBER



## Characteristics:



## Where I work:



## What I wear:

--	--	--


## Daily Tasks:



## Tools I use:

--	--	--	--	--

# PLUMBER FOR THE DAY



A customer calls that her toilet is overflowing and a pipe burst.

**What should the Plumber do?**

- ☐ Come as soon as you can.
- ☐ Tell them it can wait.
- ☐ Use a plunger to unclog it.
- ☐ Tell them to buy a new toilet.
- ☐ Use a wrench to fix the pipe and stop the leak.

# WASTE COLLECTOR



**Characteristics:**



**Where I work:**



**What I wear:**

--	--	--

**Daily Tasks:**



**Tools I use:**

--	--	--	--	--



# WASTE COLLECTOR FOR THE DAY



**A trash bag falls  
open and spills  
trash everywhere.**



**What should the Worker do?**

- ☐ Leave the trash there.
- ☐ Sweep up the trash.
- ☐ Ask your coworker to clean it up.
- ☐ Inform the customer that their bag broke, and trash spilled.

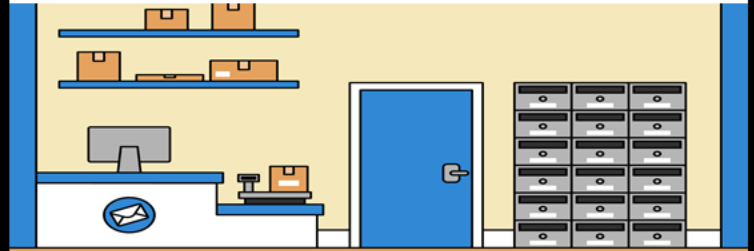
# POSTAL WORKER



## Characteristics:



## Where I work:



## What I wear:

--	--	--


## Daily Tasks:



## Tools I use:

--	--	--	--	--

# POSTAL WORKER FOR THE DAY



# MILITARY SERVICE MEMBER



## Characteristics:



## Where I work:



## What I wear:

--	--	--

## Daily Tasks:



## Tools I use:

--	--	--	--	--



# MILITARY SERVICE MEMBER FOR THE DAY



**While on a mission,  
critical communication  
equipment stops  
working.**



**What should the Worker do?**

- ☐ **Attempt to fix the equipment.**
- ☐ **Retreat from the mission.**
- ☐ **Continue with the mission.**
- ☐ **Use backup communication methods.**

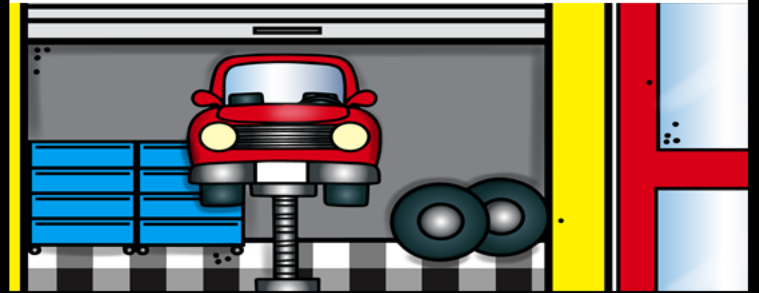
# AUTOREPAIRMAN



## Characteristics:



## Where I work:



## What I wear:

Three empty dotted boxes for writing or drawing.


## Daily Tasks:



## Tools I use:

Five empty dotted boxes for writing or drawing.

# AUTOREPAIRMAN FOR THE DAY



After inspecting the broken car, the problem can't be determined.




What should the Repairman do?

- ☐ Inspect the car again.
- ☐ Ask another repairman to take a look.
- ☐ Tell the customer you can't find the problem.
- ☐ Do research on the car's history.


# FARMER



**Characteristics:**



**Where I work:**



**What I wear:**

--	--	--

**Daily Tasks:**



**Tools I use:**

--	--	--	--	--



# FARMER FOR THE DAY



A rabbit is stealing all of the crops that were planted.

**What should the Farmer do?**

- ☐ Shoo the rabbit away.
- ☐ Hope the rabbit stops.
- ☐ Build a fence around the crops.
- ☐ Set up a scarecrow.



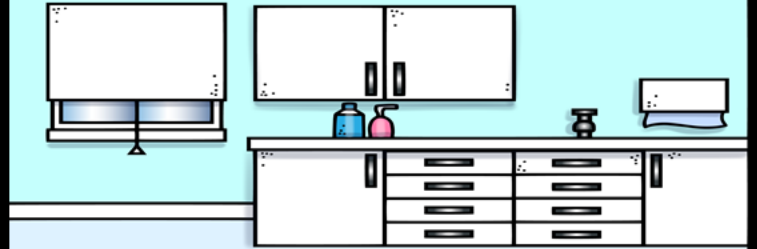
# DENTIST



## Characteristics:



## Where I work:



## What I wear:

Three large dashed boxes for drawing or writing.

## Daily Tasks:



## Tools I use:

Five large dashed boxes for drawing or writing.


# DENTIST FOR THE DAY



**A patient is scared of dental work and visibly upset.**

**What should the Dentist do?**

- ☐ Reassure the patient.
- ☐ Proceed with the work anyways.
- ☐ Take time to talk to them.
- ☐ Give them time to calm down.



# POLICE OFFICER



## Characteristics:



## Where I work:



## What I wear:

--	--	--

## Daily Tasks:




## Tools I use:

--	--	--	--	--



# POLICE OFFICER FOR THE DAY




A child is lost and cannot give much information.

**What should the Officer do?**

- ☐ Bring him back to the station.
- ☐ Interrogate him.
- ☐ Search belongings for identification.
- ☐ Reassure him that you will help him.



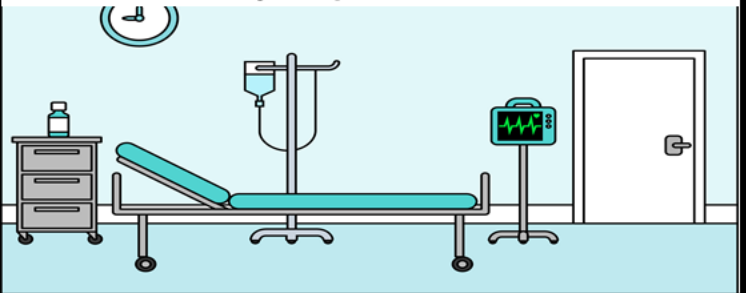
# DOCTOR



## Characteristics:



## Where I work:



## What I wear:

Three large dotted boxes for writing or drawing.

## Daily Tasks:



## Tools I use:

Five large dotted boxes for writing or drawing.


# DOCTOR FOR THE DAY



A patient is saying  
they think they  
broke their arm.

**What should the Doctor do?**

- ☐ Take an X-ray of the arm.
- ☐ Give a sling for the arm.
- ☐ Give pain medication.
- ☐ Tell them to come back if it gets worse.



# NURSE



## Characteristics:



## Where I work:



## What I wear:

--	--	--


## Daily Tasks:



## Tools I use:

--	--	--	--	--

# NURSE FOR THE DAY



**A patient suddenly collapses to the floor.**



**What should the Nurse do?**

- ☐ Check their pulse and breathing.
- ☐ Begin life-saving measures like CPR.
- ☐ Call for a Doctor to assess the patient.
- ☐ Stare at them in shock.




# FIREFIGHTER



**Characteristics:**



**Where I work:**



**What I wear:**

--	--	--

**Daily Tasks:**



**Tools I use:**

--	--	--	--	--

# FIREFIGHTER FOR THE DAY



A person is struggling to get out of the fire in the building.



**What should the Firefighter do?**

- ☐ Help the person.
- ☐ Focus on putting out the fire.
- ☐ Call for help.
- ☐ Wait for backup.

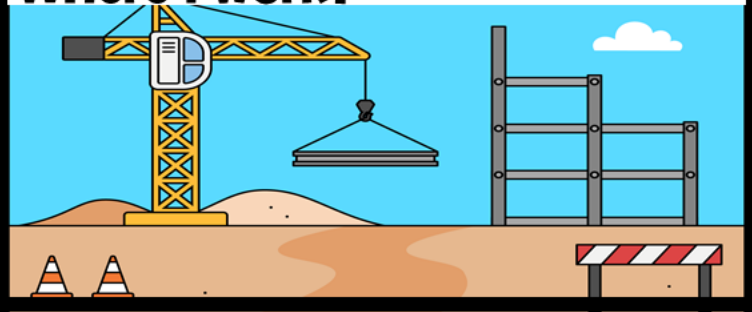
# CONSTRUCTION WORKER



## Characteristics:



## Where I work:



## What I wear:

--	--	--

## Daily Tasks:



## Tools I use:

--	--	--	--	--

# CONSTRUCTION WORKER FOR THE DAY



When drilling, a pipe is accidentally hit and starts leaking.


**What should the Worker do?**

- ☐ Stop working.
- ☐ Tell a supervisor.
- ☐ Keep drilling.
- ☐ Try to seal the leak.

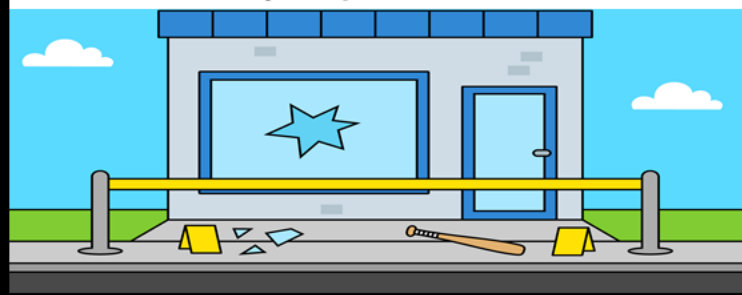
# DETECTIVE



## Characteristics:



## Where I work:



## What I wear:

--	--	--

## Daily Tasks:



## Tools I use:

--	--	--	--	--




# DETECTIVE FOR THE DAY



**Footprints are  
found at the scene  
of the crime.**

**What should the Detective do?**

- ☐ **Take a picture of them.**
- ☐ **Take a sample and add it to evidence.**
- ☐ **Ignore it.**
- ☐ **Cover it up.**



# LIBRARIAN



## Characteristics:



## Where I work:



## What I wear:

--	--	--

## Daily Tasks:



## Tools I use:

--	--	--	--	--

# LIBRARIAN FOR THE DAY



A student is being  
too loud and  
disturbing others.

**What should the Librarian do?**

- ☐ Ask them to quiet down.
- ☐ Ignore them.
- ☐ Kick them out.
- ☐ Say "Shhhhhhh!!!"



# BUS DRIVER



**Characteristics:**



**Where I work:**



**What I wear:**

--	--	--

**Daily Tasks:**



**Tools I use:**

--	--	--	--	--



# BUS DRIVER FOR THE DAY



**A passenger is leaving trash in the aisle.**

**What should the Driver do?**

- ☐ Stop the bus and address it.
- ☐ Wait till the next stop to address it.
- ☐ Yell for them to clean it up.
- ☐ Kick them off the bus.
- ☐ Leave the trash there.






# LIFEGUARD



## Characteristics:



## Where I work:



## What I wear:

--	--	--


## Daily Tasks:



## Tools I use:

--	--	--	--	--

# LIFEGUARD FOR THE DAY



A swimmer is struggling to swim in the ocean.

**What should the Lifeguard do?**

- ☐ Rescue them.
- ☐ Give them a floatation device.
- ☐ Tell the swimmer nearby to help.
- ☐ See if they can manage it on their own.



# GROCERY CLERK



## Characteristics:



## Where I work:



## What I wear:

--	--	--

## Daily Tasks:



## Tools I use:

--	--	--	--	--

# GROCERY CLERK FOR THE DAY



A customer says that an item is on sale but it is not ringing up on sale.

**What should the Clerk do?**

- ☐ Call a manager to help.
- ☐ Believe the customer.
- ☐ Tell them it's not on sale.
- ☐ Check the signage to see if they are correct.



# CROSSING GUARD

STOP



**Characteristics:**



**Where I work:**



**What I wear:**

--	--	--

**Daily Tasks:**




**Tools I use:**

--	--	--	--	--



# CROSSING GUARD FOR THE DAY



**A student runs into the road.**

**STOP**

**What should the Worker do?**

- ☐ **Stop traffic.**
- ☐ **Explain road safety to student.**
- ☐ **Scream at student.**
- ☐ **Hope the cars stop in time.**

**What I Wear**

**Cut and Paste  
Pieces**

# What I wear



Lab Coat



Head  
light



Gloves



Comfy  
Shoes



ID Lanyard



Keys



Briefcase



Black Robe




Suit



Briefcase



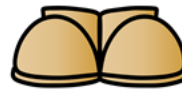
Tie



Suit



Hat



Comfy  
Shoes



Overalls



Ranger  
hat



Ranger  
Badge



Khakis



Toolbox



Overalls



Waterproof  
Jumpsuit



Mail Bag



Postal  
Uniform



Postal  
Hat

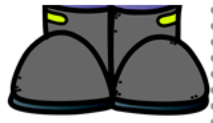


Gloves

# What I wear



Safety vest



Waterproof boots



Boots



Dog Tags




Camo



Jumpsuit



Cap



Overalls



Cowboy Hat



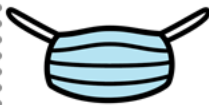
Overalls



Boots



Lab Coat



Mask



Gloves



Badge



Police uniform



Police hat



Scrubs



Lab Coat



Mask



Scrubs



Mask



Crocs



Firefighter jacket



Firefighter boots

# What I wear



Helmet



Hard  
Hat



Safety  
Vest



Safety  
Goggles



Briefcase



Fedora  
hat



Trench Coat



ID Lanyard



Sweater



Comfy  
Shoes



Bus driver  
hat




Shirt



Long pants




Life Guard  
Uniform



Sunscreen



Flip Flops



Apron



Shirt



Pants



Safety vest



Raincoat



Sunglasses



**Tools I use**

**Cut and Paste  
Pieces**

# Tools I use



Medicine



Vaccine



Treats




Cage



Bandage



Pens



Laptop



Clipboard



Books



Constitution



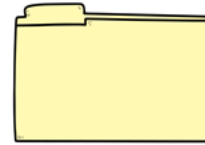
Gavel



Pens



Law books



Files



Pens



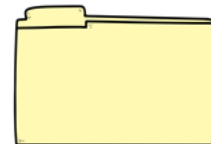
Legal notepad



Calendar




Law books



Files



Trowel



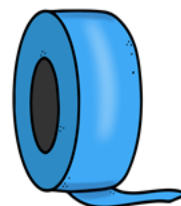
Paint



Paintbrush



Ladder



Tape



Binoculars

# Tools I use



Compass



Walkie-talkie



Ranger  
Truck



Lookout post



Wrench



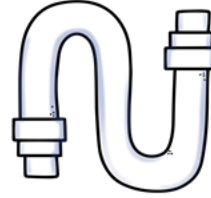
Repair van




Pliers



Plunger



Pipes



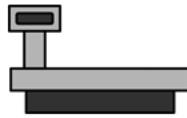
Mail box




Trolley



Mail truck



Scale



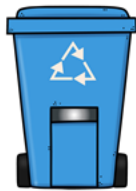
Stamps



Trash  
Truck



Trash bin



Recycling bin



Broom



Trash bags



Jet



Humvee




Tank



Battle Ship



Helmet



Tires

# Tools I use



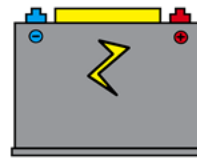
Toolbox



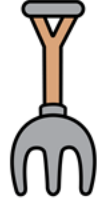
Wrench



Oil



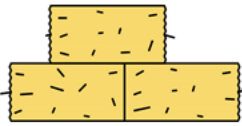
Car  
Battery



Pitchfork



Barn



Hay



Tractor



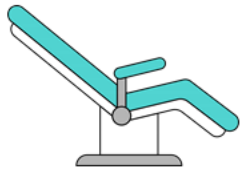
Wheel-  
barrow



Dental Sink



Medicine



Dental Chair



Lollipops



Head light



Handcuffs



Police Car



Evidence



Police dog



Walkie-  
talkie



Crutches



Stethoscope



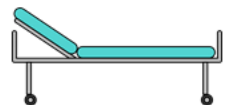
Medicine



Xray

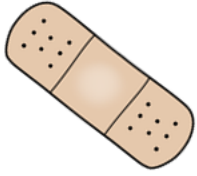


Otoscope



Gurney

# Tools I use



Bandages



Syringe



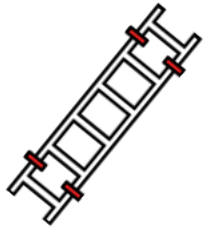
Monitor



Ice packs



Fire Alarm




Ladder



Hose



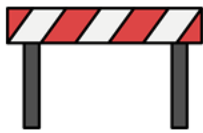
Firetruck



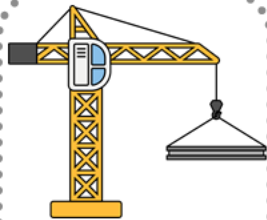
Fire Hydrant



Cones



Barrier



Crane



Shovel



Bulldozer



Clues



Camera



Evidence



Notepad



Magnifying glass



Computer



Books



Bookshelves



Ladder



Bookmark



Bus



# Tools I use



Stop sign



Route  
Schedule



Walkie-  
Talkie




Stop Light



Whistle



Elevated  
chair



Life  
preserver



Rescue can



First aid kit



Shopping  
Cart



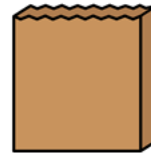
Cash  
Register



Shopping  
Basket



Food  
items



Bags



Cross Walk



Stop Sign



Cones



Stop Light



Whistle

# **Bulletin Board & Upper Level Learners Version**



# DAY IN THE LIFE OF A VETERINARIAN

**These are some of their daily tasks:**

---

---

---


---

---

---

---

---





# DAY IN THE LIFE OF A TEACHER

**These are some of their daily tasks:**

---

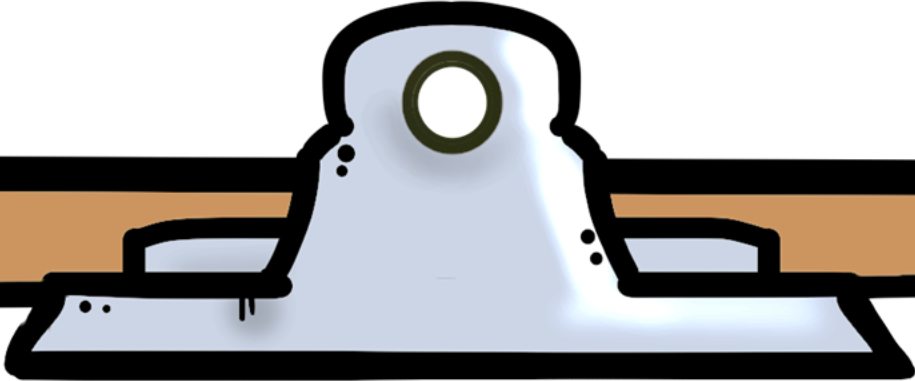
---

---

---

---





# DAY IN THE LIFE OF A JUDGE

**These are some of their daily tasks:**

---

---

---

---

---

---

---

---







# DAY IN THE LIFE OF A LAWYER

**These are some of their daily tasks:**

---

---

---


---

---

---

---

---





# DAY IN THE LIFE OF A PAINTER

**These are some of their daily tasks:**


---

---

---

---

---



---

---

---



# DAY IN THE LIFE OF A PARK RANGER

**These are some of their daily tasks:**

---

---

---

---

---

---

---

---





# DAY IN THE LIFE OF A PLUMBER

**These are some of their daily tasks:**

---

---

---

---

---

---

---

---





# DAY IN THE LIFE OF A WASTE COLLECTOR

**These are some of their daily tasks:**

---

---

---

---

---

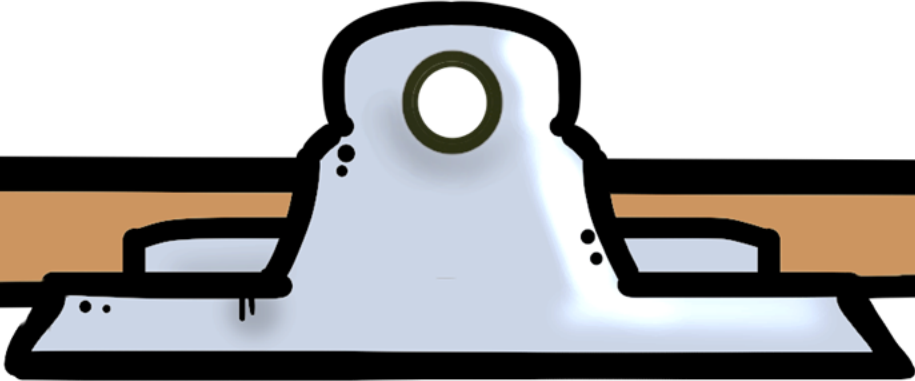
---

---

---







# DAY IN THE LIFE OF A POSTAL WORKER

**These are some of their daily tasks:**

---

---

---

---

---


---

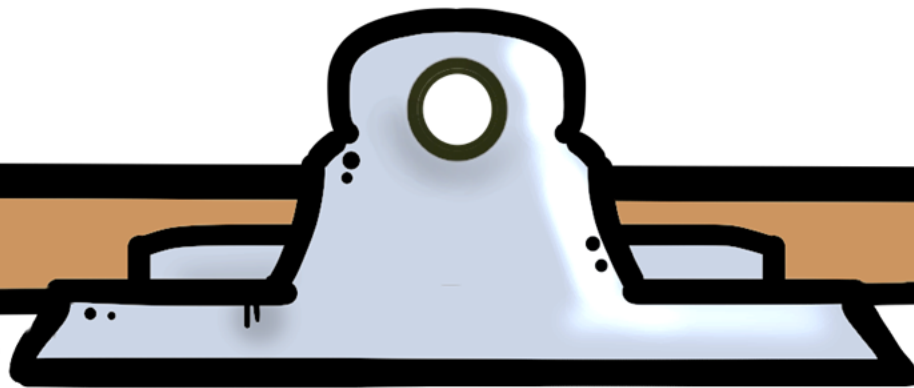
---

---

---

---





# DAY IN THE LIFE OF A MILITARY SERVICE MEMBER

**These are some of their daily tasks:**

---

---

---

---

---

---

---

---





# DAY IN THE LIFE OF A AUTOREPAIRMAN

**These are some of their daily tasks:**

---

---

---

---

---

---

---

---





# DAY IN THE LIFE OF A FARMER

**These are some of their daily tasks:**

---

---

---


---

---

---

---

---





# DAY IN THE LIFE OF A DENTIST

**These are some of their daily tasks:**

---

---

---


---

---

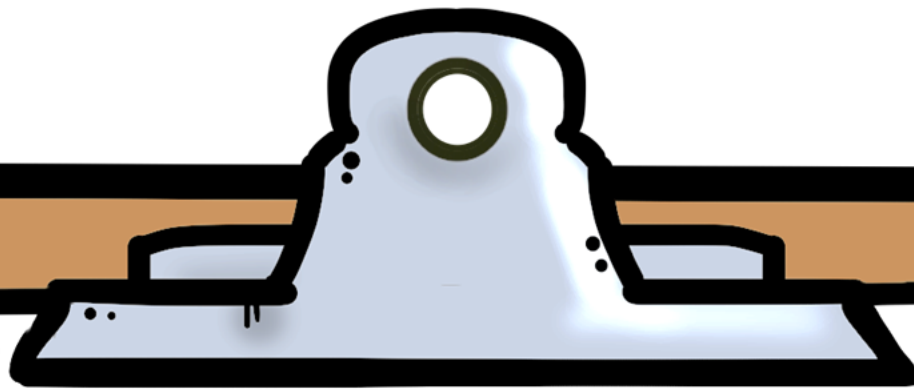
---

---

---







# DAY IN THE LIFE OF A POLICE OFFICER

**These are some of their daily tasks:**

---

---

---

---

---

---

---

---





# DAY IN THE LIFE OF A DOCTOR

**These are some of their daily tasks:**

---

---

---

---

---


---

---

---

---

---





# DAY IN THE LIFE OF A NURSE

**These are some of their daily tasks:**

---

---

---

---

---


---

---

---

---

---





# DAY IN THE LIFE OF A FIREFIGHTER

**These are some of their daily tasks:**

---

---

---

---

---

---

---

---





# DAY IN THE LIFE OF A CONSTRUCTION WORKER

**These are some of their daily tasks:**

---

---

---


---

---

---

---

---







# DAY IN THE LIFE OF A DETECTIVE

**These are some of their daily tasks:**

---

---

---


---

---

---

---

---





# DAY IN THE LIFE OF A LIBRARIAN

**These are some of their daily tasks:**


---

---

---

---

---





# DAY IN THE LIFE OF A BUS DRIVER

**These are some of their daily tasks:**

---

---

---


---

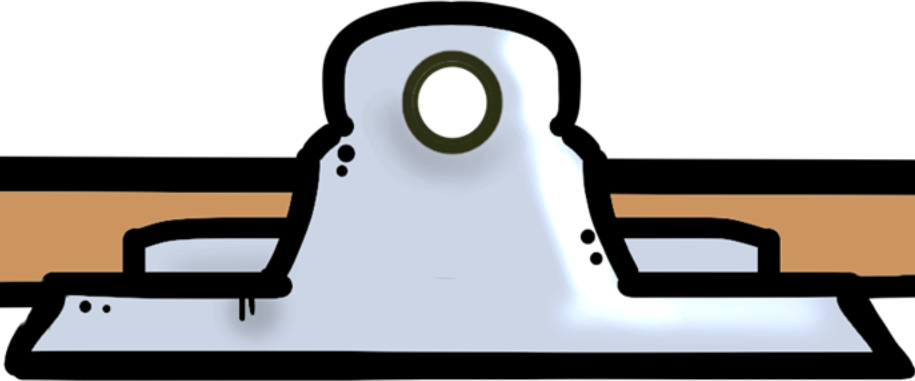
---

---

---

---





# DAY IN THE LIFE OF A LIFEGUARD

**These are some of their daily tasks:**

---

---

---

---

---

---

---

---

---

---





# DAY IN THE LIFE OF A GROCERY CLERK

**These are some of their daily tasks:**

---

---

---

---

---

---

---

---

---

---







# DAY IN THE LIFE OF A CROSSING GUARD

**These are some of their daily tasks:**

---

---

---

---

---

---

---

---



counseling

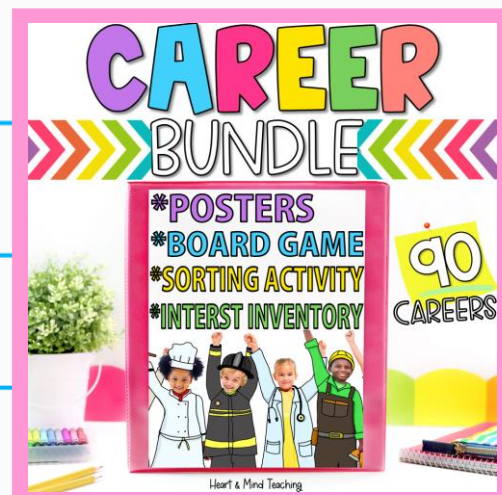
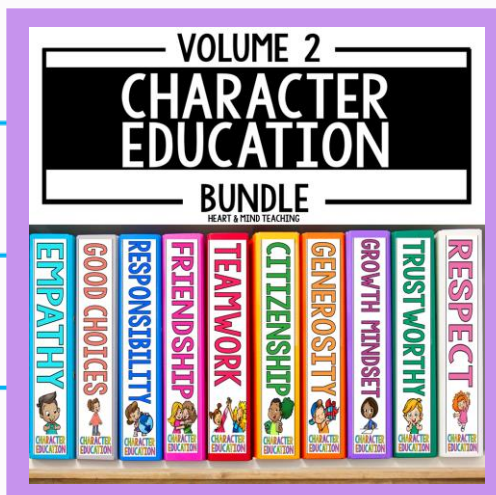

sel

small groups

book companions

behavior

# ♡♡ Best Selling Resources



## COUNSELOR COLLAB MEMBERSHIP

The Must-have resource membership:

[www.counselorcollab.com](http://www.counselorcollab.com)



## WANT A PEEK INTO MY CLASSROOM?

Check out my website:

[www.heartandmindteaching.com](http://www.heartandmindteaching.com) 





# TERMS OF USE

By purchasing this product, you, the purchaser, are granted the right to reproduce pages for ONE classroom only. Duplication for more than one classroom or teacher is strictly forbidden. Doing so is a violation of the Digital Millennium Copyright Act (DMCA). This resource may not be uploaded or distributed online for free (even if it is a free resource) – on a district or outside site. Thank you for respecting my work!

## You may:

- ✓ Use items for your personal use.
- ✓ Make copies for your classroom or your own student's families.
- ✓ Reference (without distribution) this product in blog posts, seminars, PD workshops, provided there is credit given to myself as the author and a link back to my TPT store included.

## You may not:

- ✗ Claim this work as your own, alter the files in any way, or remove the copyright.
- ✗ Repackage, sell, or giveaway this product to others.
- ✗ Offer to share this product anywhere on the internet as a download or copy.

## A special thanks to these authors:

THIS RESOURCE WAS CREATED WITH ELEMENTS FROM THESE AUTHORS.

